

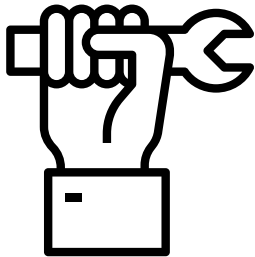
# Youth-Adult Research Partnership

## Five-Stage Project Plan

### Planning

First, the adults will do a little homework to learn more about you (the students) and your school.

01



### Training


Then we will all learn new skills to help us gather more information- things like how to interview students, how to improve survey questions, and how to look at data and figure out what it means.

02

### Partnering

Next, we will decide together what our goals are, how we will make decisions, and how we will know if things are going well.

03



### Learning

Once we have the skills, we will get to work collecting data and spending time looking at it together to figure out if it confirms what we thought we would see.

04



### Sharing

Finally, we will think about the best ways we can make sure students, teachers, leaders, and families can learn about the work we have done.


05

# COLLABORATIVE *working sessions*



## PARTNERING

What kind of partnership do we want to build? How will we know if it is working or not working?



## TRAINING

How do you "grade" a survey based on if its doing its job or not?



## LEARNING

Let's "grade" the Prosocial Behavior Scale!

### *Measurement Evaluation*



## TRAINING

How do find out what someone is thinking while they are taking a survey?



## LEARNING

Let's ask other students what they are thinking while they are taking the Prosocial Behavior Scale.

### *Cognitive Interviewing*



## TRAINING

How do we organize all of these notes from our interviews so that we can figure out what is important to look at?



## LEARNING

Let's reflect on what we are seeing. What did we expect to find? What is surprising us? What helps us figure out if this survey is doing what it is supposed to be doing?

### *Qualitative Analysis*



## TRAINING

Who needs to know about what we've learned? What is the most important information students will want to know? Teachers? Families?



## Sharing

Let's find different ways we can share we what have learned and highlight the things we think need to change to help improve the student survey experience.

### *Dissemination*

